
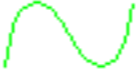




LEGEND

Contour Elevation

	500 - 600
	601 - 700
	701 - 800
	801 - 900



City of Walker

KENT COUNTY MICHIGAN TOPOGRAPHICAL SURVEY



The City of Walker makes no warranty expressed or implied, regarding the accuracy, completeness, or usefulness of the information presented. Users of this information assume all liability of its fitness for a particular use.

City of Walker Engineering Department
 Designed: Mark E Rambo
 Date: 9/03
 Source: QVMC_REAS